


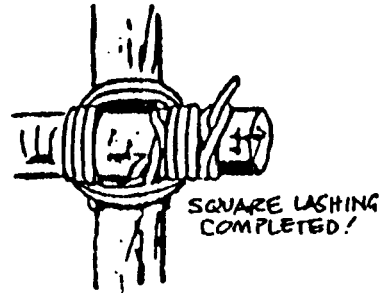
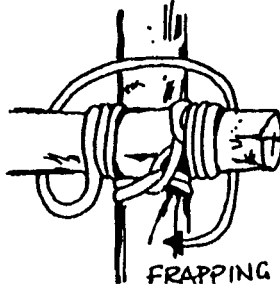
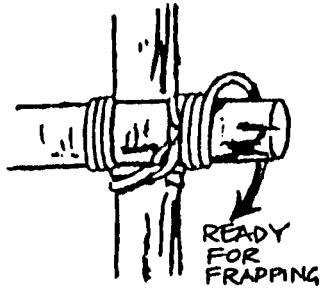

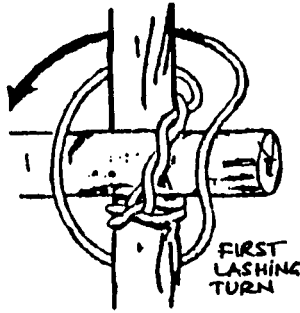
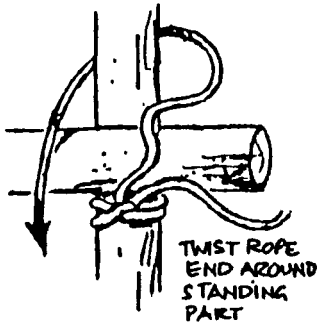


## SQUARE LASHING



## DIAGONAL.

START WITH A TIMBER HITCH AROUND BOTH SPARS. TAKE ROPE ACROSS AND MAKE TURNS AS SHOWN. THEN MAKE FRAPPING TURNS AND FINISH WITH A CLOVE HITCH.—NOTE! PULL ALL TURNS TIGHT.