


PRO-PLAN CHART NO. 57.

Marshalling Signals

Day


Fixed Wing Aircraft

Night



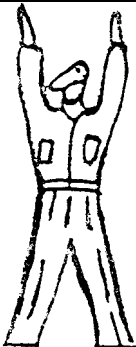
9. TURN WHILE BACKING -
TAIL TO STARBOARD

Point left arm down, and right arm brought from overhead vertical position to horizontal forward position, repeating.



13. TURN WHILE BACKING -
TAIL TO PORT

Point right arm down, and left arm brought from overhead vertical position to horizontal forward position, repeating.




14. THIS DISPERSAL

Arms above head
in vertical position.



15. ALL CLEAR
(MARSHALLING OVER)

Right arm raised at elbow
with palm facing forward.



WARNING

Always stand where you can see the
pilot's eyes. Standard position
slightly ahead of aircraft between
port tip wing and pilot's cockpit.

