


# PRO-PLAN CHART NO. 56.

## Marshalling Signals

Day

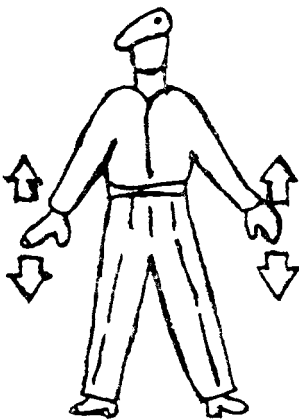

Fixed Wing Aircraft

Night




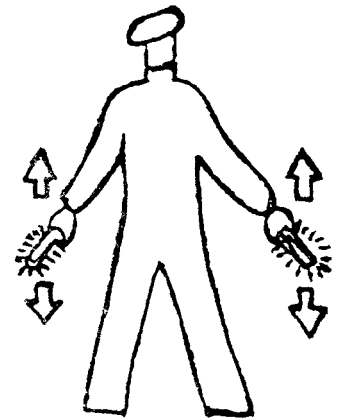
### 9. CUT MOTORS

Either arm, and hand level with chest, hand across throat, palm downwards.




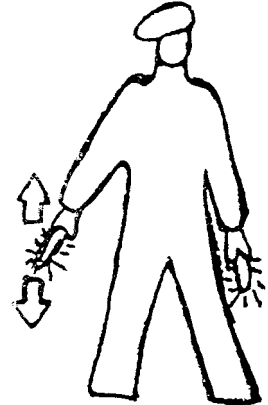
### 10. SLOW DOWN

Arm down with palms towards ground, then moved up and down several times.



### 11. SLOW DOWN MOTOR(S) ON INDICATED SIDE

Arms down with palms towards ground, then either right or left arm up and down indicating that left or right side motor(s) respectively should be slowed down.



### 12. STRAIGHT BACK

Arms above head in vertical position, palms facing forward brought down quickly to horizontal forward position, repeating.

