

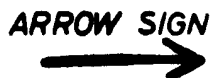
# PRO-PLAN CHART NO. 33.

## TRAIL SIGNS



STONES

STONES



ARROW SIGN



BROKEN SHRUB



TWIG ARROW




KNOTTED GRASS

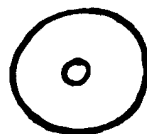


ARROW OF PEBBLES

THESE 7  
SIGNS MEAN  
GO THIS WAY




THESE SIGNS  
MEAN TURN  
IN DIRECTION  
SHOWN



I HAVE GONE  
HOME


DRAWN



PEBBLES

AT  
END  
OF  
TRAIL

LEAF AND  
TWIG



FOREIGN  
TWIG ON  
BRANCH

CARRY STRAIGHT ON



WATER THIS WAY



LETTER HIDDEN  
AT 3 PACES



ROAD NOT TO  
BE FOLLOWED

### notes

WHEN LAYING A TRAIL MAKE SURE THAT EACH SIGN LEADS IN A STRAIGHT LINE TO THE NEXT.

WHEN FOLLOWING A TRAIL, GO STRAIGHT LINE AS INDICATED BY THE PREVIOUS SIGN. IF YOU DO NOT FIND THE NEXT SIGN, GO BACK AND TRY AGAIN.

REMEMBER TO LOOK TO LEFT AND RIGHT AS WELL AS ABOVE.



3.

29. DBN.

SIGNATURE OF  
SCOUT NO.3 OF  
EAGLE PATROL  
29TH DURBAN TROOP