


PRO-PLAN CHART NO. 2.

JAPANESE SQUARE LASHING


See 'Pioneering Principles'
by John Thurman

THE MOST IMPORTANT POINT OF THIS LASHING IS THAT IT DOES NOT REQUIRE THE USUAL CLOVE HITCH TO START AND FINISH, THE ONLY KNOT BEING A REEF AT THE END.


1. Start with a bight around one spar as shown here




2. Next take the two ends under the lower spar thus




3. Continue around over the upper spar, than down again. Repeat as needed.



Pull all lashings tight



4. Take two rope ends between spars in opposite directions as shown. Pull tight.



5. Finish with a Reef Knot